

Bundle 9 and 10 Test Review
Bring to Class for Review: Monday Feb. 12th
Due on Test Day: Tuesday Feb.13th

1. Samantha plotted a point to represent the ordered pair $(5, 3)$. Which statement describes the process Samantha used to graph this point on the coordinate plane?
- A. She located the point 5 units up from the origin and 3 units to the right.
B. She located the point 3 units to the left of the origin and 5 units up.
C. She located the point 5 units to the right of the origin and 3 units up.
D. She located the point 3 units to the left of the origin and 5 units up.
2. Which table could represent the equation $y = 3x$?

A.

x	y
3	1
6	2
15	5
18	6

B.

x	y
1	1
3	3
5	5
7	7

C.

x	y
1	3
3	9
4	12
7	21

D.

x	y
1	3
4	9
6	12
7	18

3. The table uses the rule $y = x + 7$

Input	x	1	2	3
Output	y	■	■	■

Which set of numbers correctly completes the output values in the table?

- A. 8, 9, 10
- B. 7, 14, 21
- C. 8, 10, 12
- D. 6, 5, 4

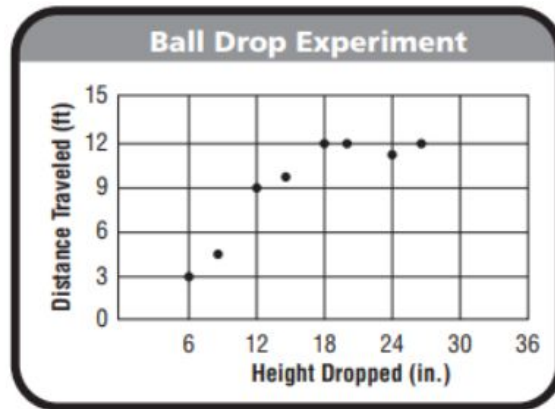
4. Mark uses the pattern rule $I = 6b$ to generate the first three terms in the pattern.

Beetles	b	1	2	3	4
Legs	I	6	12	18	■

What is the value of the missing number?

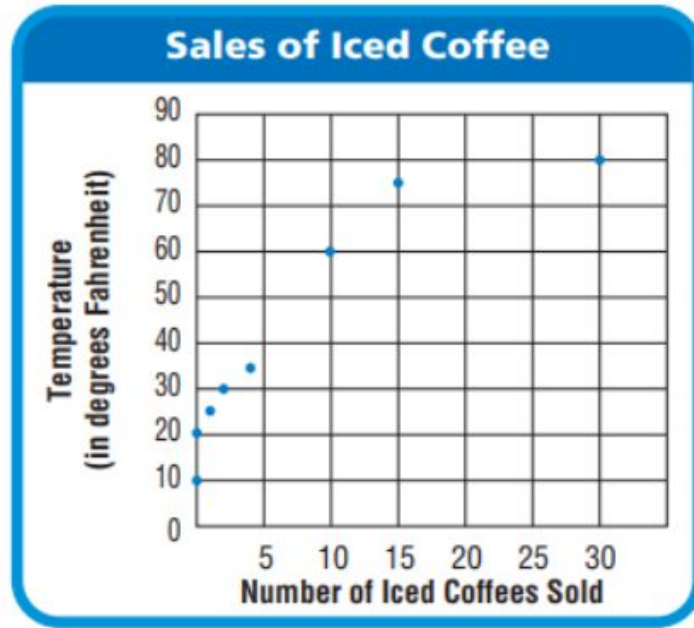
- A. 32
- B. 22
- C. 24
- D. 16

5. Which best describes the scatterplot?



- A. The farther the ball travels, the shorter the distance it was dropped from.
- B. The shorter the distance the ball travels, the greater the height it was dropped from.
- C. The greater the height the ball is dropped from, the farther it travels.
- D. The height the ball is dropped from does not affect the distance it travels.

Use the scatter plot to answer questions 6-7.



6. How many more iced coffees are sold when the temperature is 60 and 75 degrees Fahrenheit compared to 30 and 35 degrees Fahrenheit?

- A. 25
- B. 10
- C. 19
- D. 15

7. Which of the following ordered pairs could represent the number of coffees sold on a very hot day?

- A. (25, 25)
- B. (1, 90)
- C. (1, 45)
- D. (25, 90)

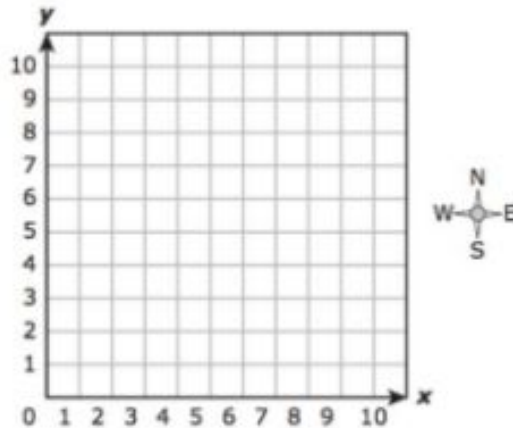
8. The x-coordinate in the table represents the number of cheeseburgers and the y-coordinate represents the number of thin slices of tomatoes used to make each number of cheeseburgers.

Number of Cheeseburgers	1	2	3	4
Number of Tomato Slices	2	4	6	

Write the ordered pair that would represent the point showing the number of tomato slices in 4 cheeseburgers?

9. The ordered pairs below represent the location of 4 buildings.

Grocery Store (2,6)
Museum (4,7)
School (8,5)
Fire Station (6,9)

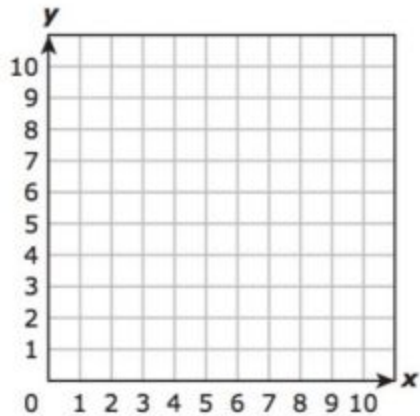


The Public Library is located at (3,5). Based on this information, which statement is true?

- A. The Public Library is located 4 units north and 4 units east from the Fire Station .
- B. The Public Library is located 1 unit east and 3 units north from the Grocery Store.
- C. The Public Library is located 2 units west and 1 unit south from the Museum.
- D. The Public Library is located 5 units west from the School.

10. The ordered pairs below represent 3 vertices of a square.

$(7,10)$ $(7,7)$ $(10,7)$



What is the ordered pair that represents the fourth vertex of this square?

11. Marcus was asked to plot the point $(7, 5)$ on a coordinate grid. Which of the following statements is true about this point?

- A. 7 is the number of units up on the y axis.
- B. 5 is the number of units to the right on the x axis.
- C. 5 is the input value of the ordered pair.
- D. 7 is the input value of the ordered pair.

12. Examine the following input output table. Which statement is true about the number pattern represented in this table?

Input	4	8	7	10
Output	1	5	4	7

- A. The pattern is multiplicative.
- B. The pattern is additive.
- C. The rule is $x = y - 3$
- D. The rule is $y = x + 3$

13. Which list of numbers would complete the following table to make the pattern multiplicative?

Input	0	4	5	6
Output	0			

- A. 5, 6, 7
- B. 8, 10, 13
- C. 12, 15, 18
- D. 1, 2, 3

14. Examine the following coordinate grid. Draw an input output table, write the rule or equation, and write whether this is an additive or multiplicative number pattern.

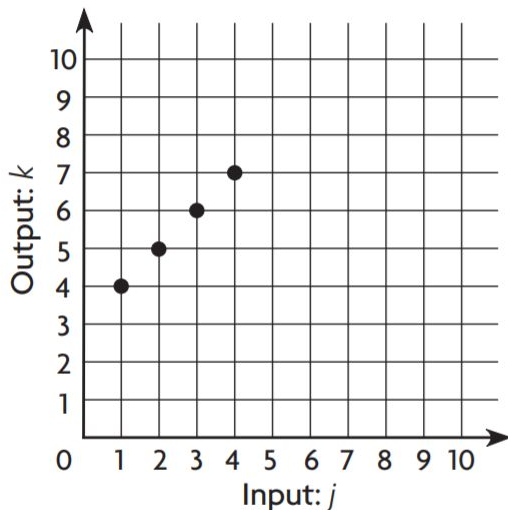


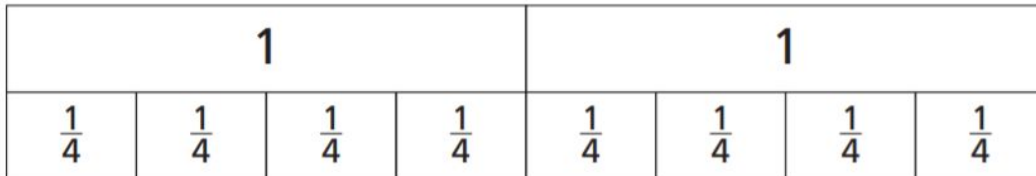
Table:

Equation:


Multiplicative or Additive?

15. Leslie painted $\frac{1}{3}$ of a clay pot yellow, $\frac{1}{6}$ of the clay pot blue, and $\frac{2}{5}$ of her clay pot red. How much of her clay pot did she leave unpainted?

16. Which division equation does the following model best represent?



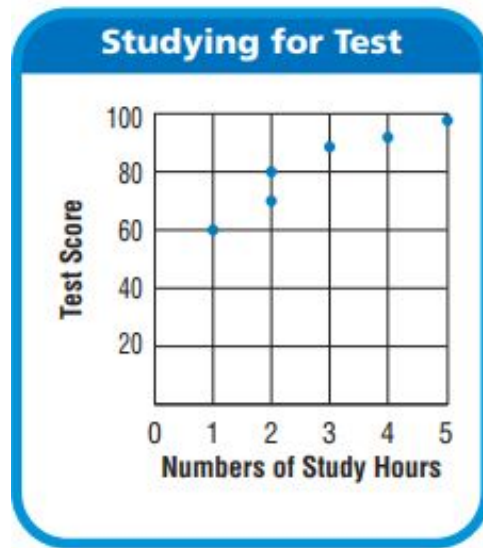
- A. $8 \div \frac{1}{4} = 2$
 - B. $2 \div 8 = 4$
 - C. $2 \div \frac{1}{4} = 8$
 - D. $8 \div 2 = \frac{1}{4}$
17. Which equation best represents the following model?



Key: 1 square = 0.01

- A. $3 \times 27 = 81$
- B. $3 \times 2.7 = 8.1$
- C. $0.27 \times 3 = 0.81$
- D. Not Here

18. David collected data about the number of hours students studied and their scores on a test. The results are shown in the scatter plot. Which ordered pair is represented on the scatterplot?



- A. (2, 90)
- B. (4, 70)
- C. (3, 80)
- D. (2, 70)

19. The table below shows data for distances Sally traveled and the amount of days she traveled.

Days Traveled	2	5	3	5	2
Distance (mi)	40	55	60	45	50

Which is the best scale to use for both the x-axis and the y-axis in a scatterplot created to represent the data?

- A. 15
 - B. 10
 - C. 20
 - D. 50
20. Lainey has 2 dogs. One of her dogs weighs $52\frac{1}{2}$ pounds and the other dog weighs $36\frac{3}{4}$ pounds. What is the difference in the weights of Lainey's two dogs?